

□□□□□□□□ NFC WiFi APP □□□□□□□□□□□□



11

- 1- APP□□□□□□□□□□/□□□□□□□□
- 2-□□□□300 * 76mm
- 3-□□□□□□50□
- 4□□□□□200□
- 5□□□□□□□□□□
- 6-□□□□□□4□AA□□
- 7-□□□□□□□C□□□□□+□□□□□□
- 8-□□APP□□□□□□□□
- 9-□□□APP□□□□□□□□
- 10-□□□□□□□□□□/□□□□□□□□□□□□□□□□□□□

11

□□	C7-MKA
□□□□	□□□
□□□□	270□□* 72□□
□□	APP□□□□□□□□
□□□□	50□

□	200□
□□□□	C□□□□□
□□□□□□	□□147mm * 22mm
□□□□	□□□
□□□□	4□AA□□
□□□□	□□□□USB□□□□□□□□□□
□□	□□□□□□□□□□
□□□□	□□□/□□□□ □□□□□□□□□□□□□□□□

□□ □□







Multi-Color Selection



Titanium gray



Silver



Red bronze

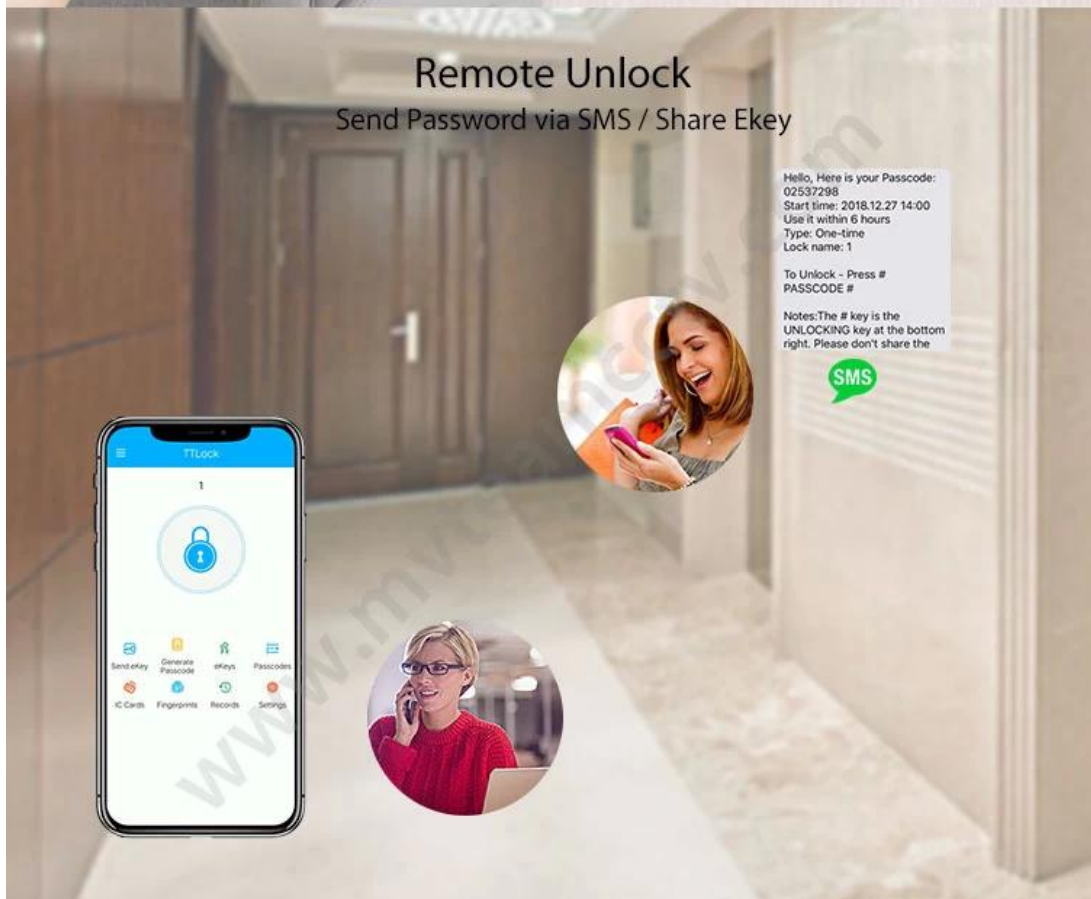
Bluetooth APP Unlock

One button unlock the door on mobile phone via bluetooth connection



Remote Unlock

Send Password via SMS / Share Ekey



WiFi APP Remote Control

Add a gateway device to connect the smart door lock to WiFi

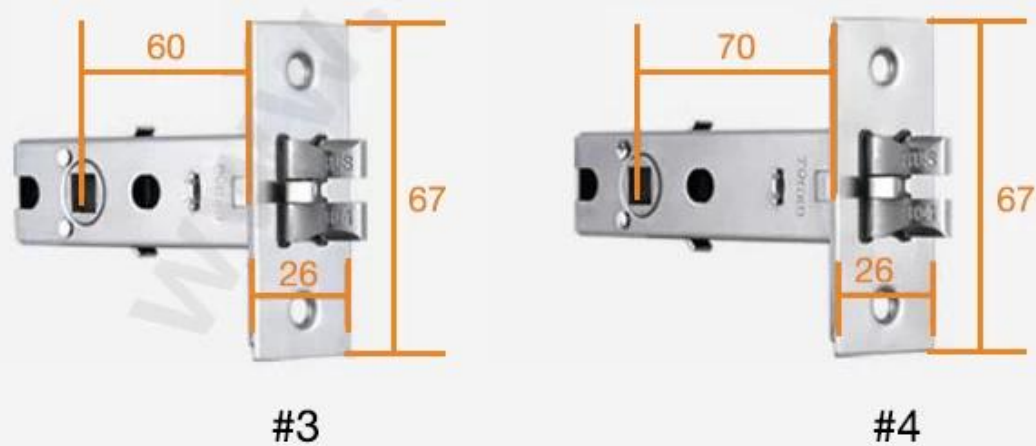
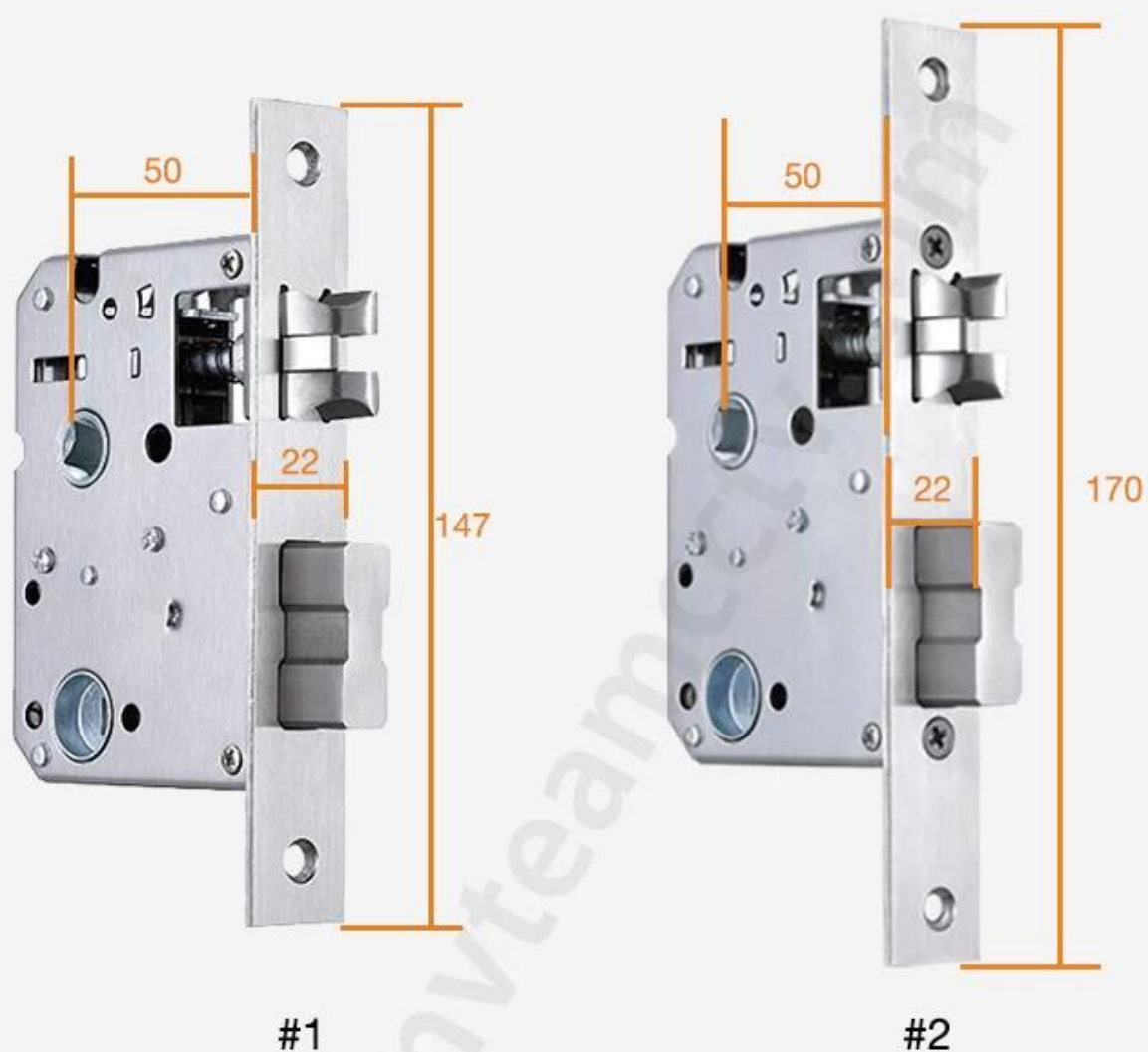
Achieve Remote Control

- Delete/change the passcode/ekey/fingerprint/card access remotely.
- Check the update door opening records remotely.



Please note the gateway device is only fit for MVTEAM smart door locks with APP, and the cost is not included in the smart lock price. If you need it, please tell us when purchasing smart door locks, we will add it into your order.

Lock Mortises



Unit: mm



Power Supply

4 x AA(5 alkaline) batteries,
6 months & 180000 times using.

USB Charge

With backup USB port for
emergency charging.



Warmly notice:

Due to international shipping problem, we will not deliver batteries come with locks.
Please buy 4 section 5-Alkaline batteries by yourself from local market.

Package & Accessories



Door Opening Direction



Left Handle



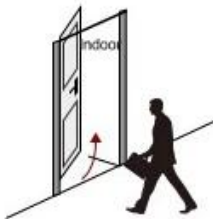
Right handle

Matters needing attention:

There are 4 door types as below drawing showing,
Please let us know:

1.what types of the doors?

2.how many quantity per each type?



A

Left Handle (push)



B

Right Handle (Push)



C

Left Handle (pull)



D

Right Handle (Pull)

A: left handle push the door to enter the room.

B: left handle pull the door to enter room.

C: right handle push the door to enter the room.

D: right handle pull the door to enter the room.

Are there heaven and earth hook of the door?



How to check?

1. Touch the top edge of the door to check if there are lock holes.
2. When the door lock is in pop up status, check whether there are lock tongues pops out on the top edge of the door.

☐ With bolt ☐ No bolt

Measurement



- A Lock side bar length
- B Lock side bar width
- C Door thickness
- D Door frame bar width
- E Door frame bar length

Please send above measurement data to us.
We will recommend the correct locks to you.

□□□□

□□ □□ □ □□ □ □ □□ □□ □ □□□

□□□□□□□□□□□□□□□□□□ □□□□□

□□□□24□□□□□□□□□□□□□□□□□□□□□□