



**Fingerprint Smart Door Lock**

1 2 3  
4 5 6  
7 8 9  
0 #

Welcome


Fingerprint

Password

Key

Card

**M TEAM**  
www.mvteamcctv.com



USB8-

9- /

	K3-ZKM
	360×78mm
	360FPC100
	200
	50
	C
	240mm×24mm 240mm * 30mm388mm * 40mm
	S
	4
	USB

## Multi-Color Selection



C-class lock cylinder, three types lock bodies for your choice.



240mm\*24mm





240mm\*30mm




388mm\*40mm

Night Crystal Display **HD**

Doorbell 

Double unlock 

Smart voice navigation 



# Virtual password

Random number added before or after the correct password, as long as input the real password continuously, then still can unlock. It can prevent strangers from peeping and better protect privacy.



## Power Supply

4 x AA(5 alkaline) batteries,  
6 months & 180000 times using.



## USB Charge

With backup USB port for  
emergency charging.

Warmly notice:

Due to international shipping problem, we will not deliver batteries come with locks.  
Please buy 4 section 5-Alkaline batteries by yourself from local market.



## Package & Accessories



# Why Do You Need the Smart Door Lock?



Keep your property safe  
when nobody at home



Don't need worry about can't  
find the key when going home



No need to bring a bunch  
of keys when exercising



Don't need pay to unlocking  
company when losing the key

# Door Opening Direction



Left Handle



Right handle

## Matters needing attention:

There are 4 door types as below drawing showing,  
Please let us know:

1.what types of the doors?

2.how many quantity per each type?



A

Left Handle (push)



B

Right Handle (Push)



C

Left Handle (pull)



D

Right Handle (Pull)

A: left handle push the door to enter the room.

B: left handle pull the door to enter room.

C: right handle push the door to enter the room.

D: right handle pull the door to enter the room.

Are there heaven and earth hook of the door?



How to check?

1. Touch the top edge of the door to check if there are lock holes.
2. When the door lock is in pop up status, check whether there are lock tongues pops out on the top edge of the door.

☐ With bolt    ☐ No bolt

# Measurement



- ☐ A Lock side bar length
- ☐ B Lock side bar width
- ☐ C Door thickness
- ☐ D Door frame bar width
- ☐ E Door frame bar length

Please send above measurement data to us.  
We will recommend the correct locks to you.

□□□□□□

□□ □□□□ □ □□□□ □□ □□□ □ □□□ □□□□ □ □□□

☐ ☒ ☒ ☒ ☒ ☒

24