


APP



□□

- 1 - 安裝說明書APP
- 2- 安裝說明書APP TTlock
- 3- FPC 360
- 4 - 安裝說明書
- 5- C 240 * 24 mm
- 6 - 4 3 6 180000
- 7- USB
- 8- /

規格

機種名	K4-ZKMA
材質	304 1mm厚板
サイズ	360×75mm
接続方法	APP接続 無線接続 有線接続 可
電源	FPCケーブル100cm
重量	200g
設置場所	50℃以下
設置環境	CIP洗浄対応
筐体材質	304ステンレス
筐体寸法	幅240mm×24mm 高さ240mm * 30mm 奥行き388mm * 40mm
機能	S型端子 無線接続対応 有線接続対応 APP Bluetooth接続対応 有線接続対応 無線接続対応
色	4色選択可能
接続	有線接続対応 USB接続対応
備考	有線接続対応 無線接続 有線接続 有線接続 有線接続
保証	有線接続対応 無線接続対応 有線接続対応


仕様



APP



Fingerprint



Password



Key



Card



Remote Unlock

Jenny, I forgot the password again.



Don't worry, I'll send a new password to your mobile phone.



Bio-semiconductor Fingerprints

Bank-specific fingerprint
recognition, only recognize
living fingerprint.





Card Sensor Area

Password Keyboard

1 2 3
4 5 6
7 8 9
* 0 #

Free-style Handle
Drop-down(open)/Drop-up(lock)

Smart voice navigation



Battery Case

Deadbolt

C-level lock cylinder, three types lock mortises for your choice.



240mm*24mm



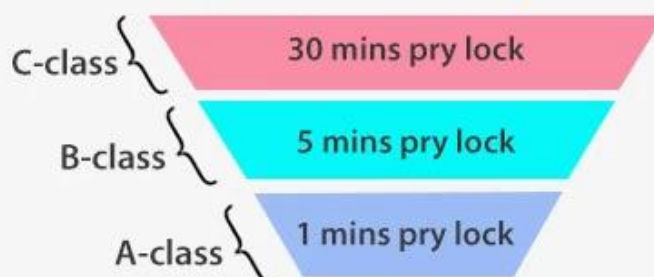
240mm*30mm



388mm*40mm



Super C-class Cylinder



Multi-Color Selection



Red bronze



Black



Sliver



Champagne gold

Power Supply

4 x AA(5 alkaline) batteries,
6 months & 180000 times using.



USB Charge

With backup USB port for
emergency charging.

Warmly notice:

Due to international shipping problem, we will not deliver batteries come with locks.
Please buy 4 section 5-Alkaline batteries by yourself from local market.

Package & Accessories



Why Do You Need the Smart Door Lock?



Keep your property safe
when nobody at home



Don't need worry about can't
find the key when going home



No need to bring a bunch
of keys when exercising



Don't need pay to unlocking
company when losing the key

Door Opening Direction



Left Handle



Right handle

Matters needing attention:

There are 4 door types as below drawing showing,
Please let us know:

1.what types of the doors?

2.how many quantity per each type?



A

Left Handle (push)



B

Right Handle (Push)



C

Left Handle (pull)



D

Right Handle (Pull)

A: left handle push the door to enter the room.

B: left handle pull the door to enter room.

C: right handle push the door to enter the room.

D: right handle pull the door to enter the room.

Are there heaven and earth hook of the door?



How to check?

1. Touch the top edge of the door to check if there are lock holes.
2. When the door lock is in pop up status, check whether there are lock tongues pops out on the top edge of the door.

☐ With bolt ☐ No bolt

Measurement



- A** Lock side bar length
- B** Lock side bar width
- C** Door thickness
- D** Door frame bar width
- E** Door frame bar length

Please send above measurement data to us.
We will recommend the correct locks to you.

Related Products



□□□□□□

M TEAM

☎️ +86 13632876665

☎️ +86 755 83129382

💬 cnmvteam

✉️ sales@mvteamcctv.com

🌐 www.mvteamcctv.com

RETURN TO
HOME PAGE



□□ □□□□ □ □□□□ □□ □□□ □ □□□ □□□□ □ □□□

