


WiFi 5



1


- 1 - APP
- 2 - APP TTlock
- 3- FPC 360
- 4 -
- 5- C 240 * 24 mm
- 6 - 4 3 6 180000
- 7- USB
- 8- /



APP



Fingerprint



Password



Key



Card



Remote Unlock

Jenny, I forgot the password again.



Don't worry, I'll send a new password to your mobile phone.



Bio-semiconductor Fingerprints

Bank-specific fingerprint
recognition, only recognize
living fingerprint.



C-level lock cylinder, three types lock mortises for your choice.



240mm*24mm



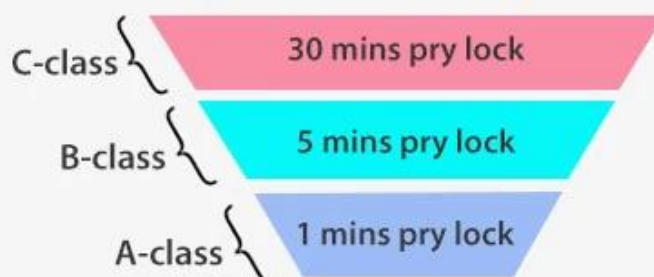
240mm*30mm



388mm*40mm



Super C-class Cylinder



Multi-Color Selection



Red bronze



Black



Sliver



Champagne gold

Power Supply

4 x AA(5 alkaline) batteries,
6 months & 180000 times using.



USB Charge

With backup USB port for
emergency charging.

Warmly notice:

Due to international shipping problem, we will not deliver batteries come with locks.
Please buy 4 section 5-Alkaline batteries by yourself from local market.

Package & Accessories



[MVTEAM 00000000 0000 00 0000 Wi-Fi 00](#)

Connect Bluetooth Door Lock To WiFi Via Gateway Device

Achieve Remote Control

- Delete/change the passcode/ekey/fingerprint/card access remotely.
- Receive the door opening records instantly from App.



Why Do You Need the Smart Door Lock?



Keep your property safe
when nobody at home



Don't need worry about can't
find the key when going home



No need to bring a bunch
of keys when exercising



Don't need pay to unlocking
company when losing the key

Door Opening Direction



Left Handle



Right Handle

Matters needing attention:

There are 4 door types as below drawing showing,
Please let us know:

1.what types of the doors?

2.how many quantity per each type?



A

Left Handle (push)



B

Right Handle (Push)



C

Left Handle (pull)



D

Right Handle (Pull)

- A: left handle push the door to enter the room. B: right handle push the door to enter the room.
C: left handle pull the door to enter room. D: right handle pull the door to enter the room.

Are there heaven and earth hook of the door?



How to check?

1. Touch the top edge of the door to check if there are lock holes.
2. When the door lock is in pop up status, check whether there are lock tongues pops out on the top edge of the door.

☐ With bolt ☐ No bolt

Measurement



- A Lock side bar length
- B Lock side bar width
- C Door thickness
- D Door frame bar width
- E Door frame bar length

Please send above measurement data to us.
We will recommend the correct locks to you.

Related Products



CONTACT US

M TEAM



+86 13632876665



+86 755 83129382



cnmvteam



sales@mvteamcctv.com



www.mvteamcctv.com

RETURN TO
HOME PAGE



CONTACT US

