

# Tuya WiFi APP 安裝說明書 Airbnb

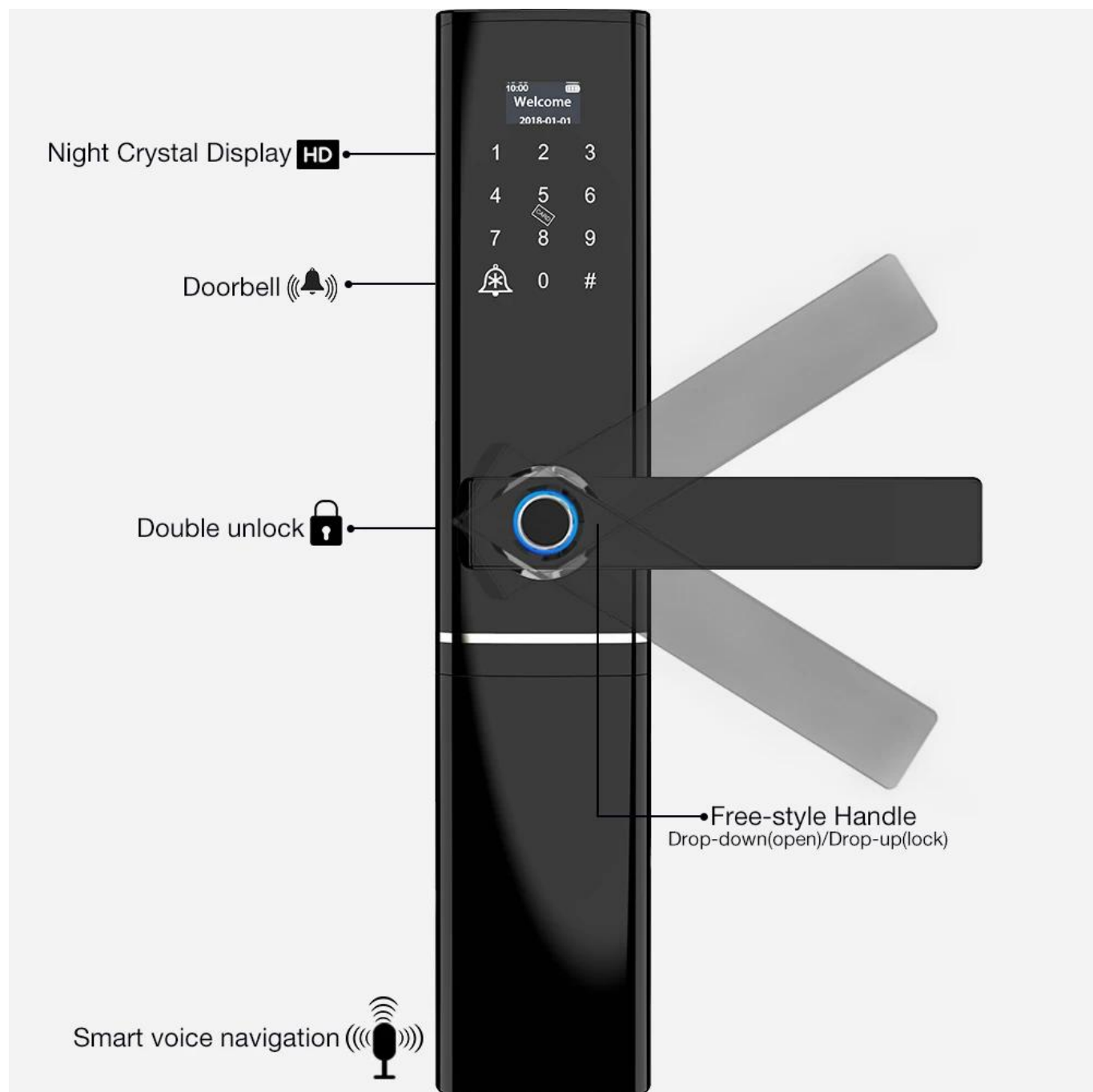


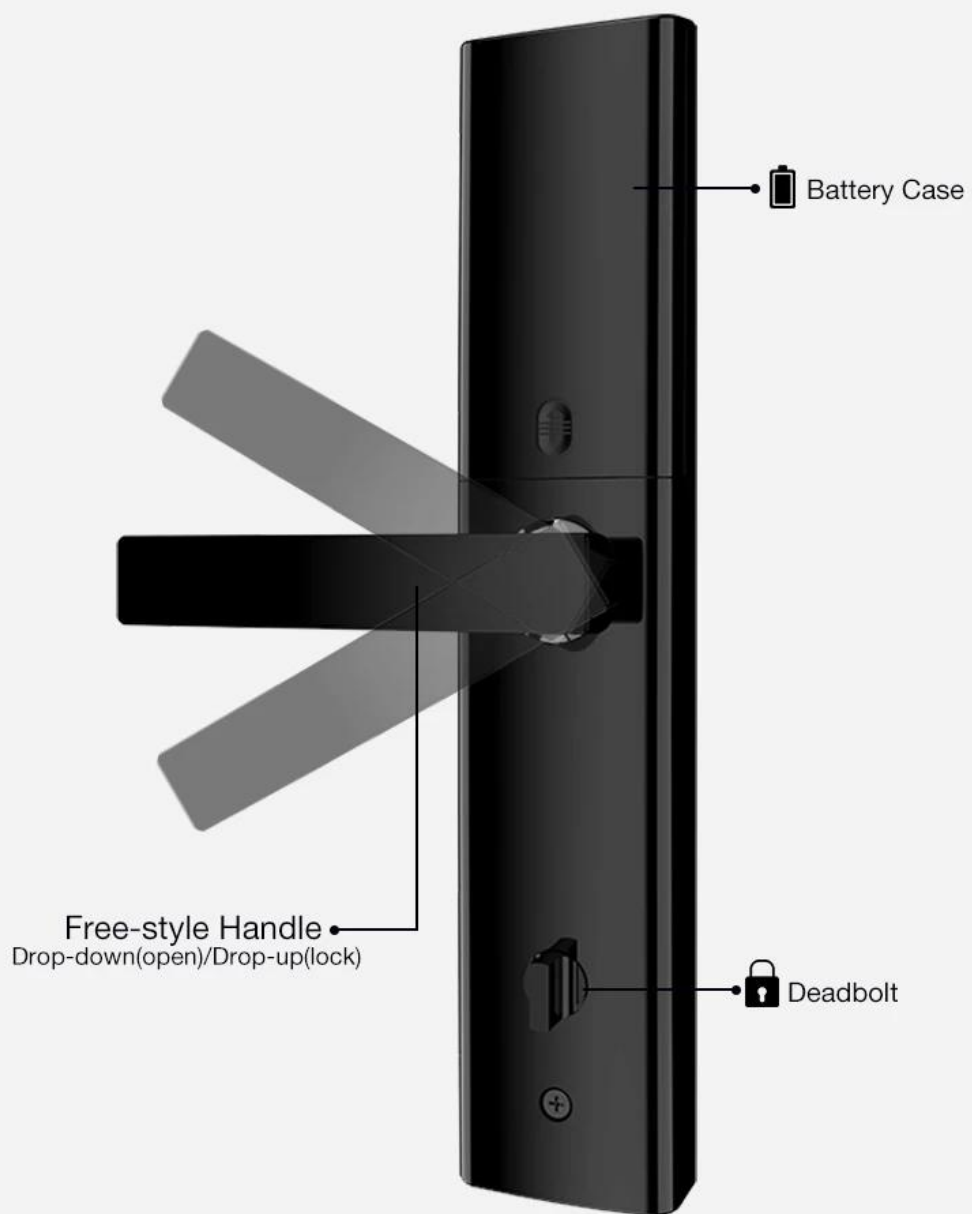
00

- 1- 安裝前請先將Tuyasmart APP安裝在您的手機上
- 2- FPC 安裝在門上360度旋轉
- 3- C 安裝在門上3度旋轉
- 4- 安裝前請先將Tuyasmart APP安裝在您的手機上

- 5-
- 6-
- 7- 4 6&180000
- 8-USB
- 9- /

	K3-ZKMA
	360 * 78mm
	Tuyasmart APP
	360FPC100
	200
	50
	C
	240mm * 24mm  240mm * 30mm388mm * 40mm
	S
	4
	USB





## Multi-Color Selection



C-level lock cylinder, three types lock mortises for your choice.



240mm\*24mm



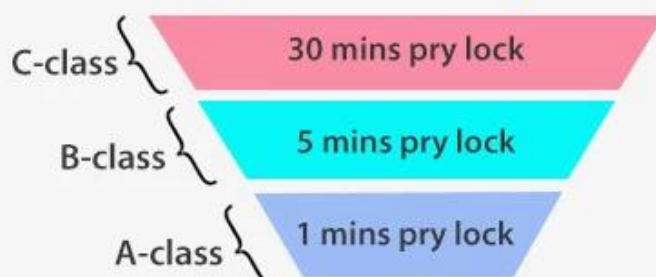
240mm\*30mm



388mm\*40mm



### Super C-class Cylinder



# Bio-semiconductor Fingerprints

Bank-specific fingerprint  
recognition, only recognize  
living fingerprint.



Speed  
**0.3S**

# Virtual password

Random number added before or after the correct password, as long as input the real password continuously, then still can unlock. It can prevent strangers from peeping and better protect privacy.





## Power Supply

4 x AA(5 alkaline) batteries,  
6 months & 180000 times using.



## USB Charge

With backup USB port for  
emergency charging.

Warmly notice:

Due to international shipping problem, we will not deliver batteries come with locks.  
Please buy 4 section 5-Alkaline batteries by yourself from local market.

## Package & Accessories



# Why Do You Need the Smart Door Lock?



Keep your property safe  
when nobody at home



Don't need worry about can't  
find the key when going home



No need to bring a bunch  
of keys when exercising



Don't need pay to unlocking  
company when losing the key

# Door Opening Direction



Left Handle



Right handle

## Matters needing attention:

There are 4 door types as below drawing showing,  
Please let us know:

1.what types of the doors?

2.how many quantity per each type?



A

Left Handle (push)



B

Right Handle (Push)



C

Left Handle (pull)



D

Right Handle (Pull)

A: left handle push the door to enter the room.

B: left handle pull the door to enter room.

C: right handle push the door to enter the room.

D: right handle pull the door to enter the room.

Are there heaven and earth hook of the door?



How to check?

1. Touch the top edge of the door to check if there are lock holes.
2. When the door lock is in pop up status, check whether there are lock tongues pops out on the top edge of the door.

☐ With bolt    ☐ No bolt

# Measurement



- A Lock side bar length
- B Lock side bar width
- C Door thickness
- D Door frame bar width
- E Door frame bar length

Please send above measurement data to us.  
We will recommend the correct locks to you.



## Related Products



□□□□□□

**MVTEAM**

☎️ +86 13632876665

☎️ +86 755 83129382

📧 cnmvteam

✉️ sales@mvteamcctv.com

🌐 www.mvteamcctv.com



RETURN TO  
HOME PAGE

□□ □□□□ □□ □□□□ □□ □□ □ □□□ □□ □□□□

24